

STUDY 290



OVERALL DIMENSIONS

SINGLE PANEL

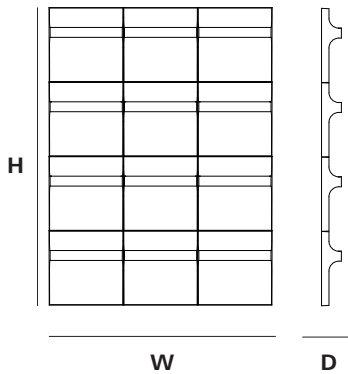
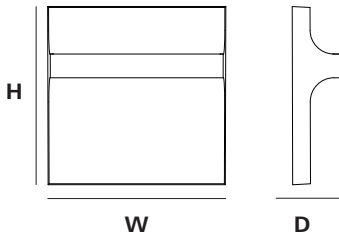
H 290MM x D 75MM x W 290MM

H 11.4IN x D 2.95IN x W 11.4IN

WALL RELIEF PANEL

H 1220MM x D 75MM x W 915MM

H 48.03 x D 2.95IN x W 36IN



MATERIALS

I. METAL



Aluminium

WEIGHT

Aluminium

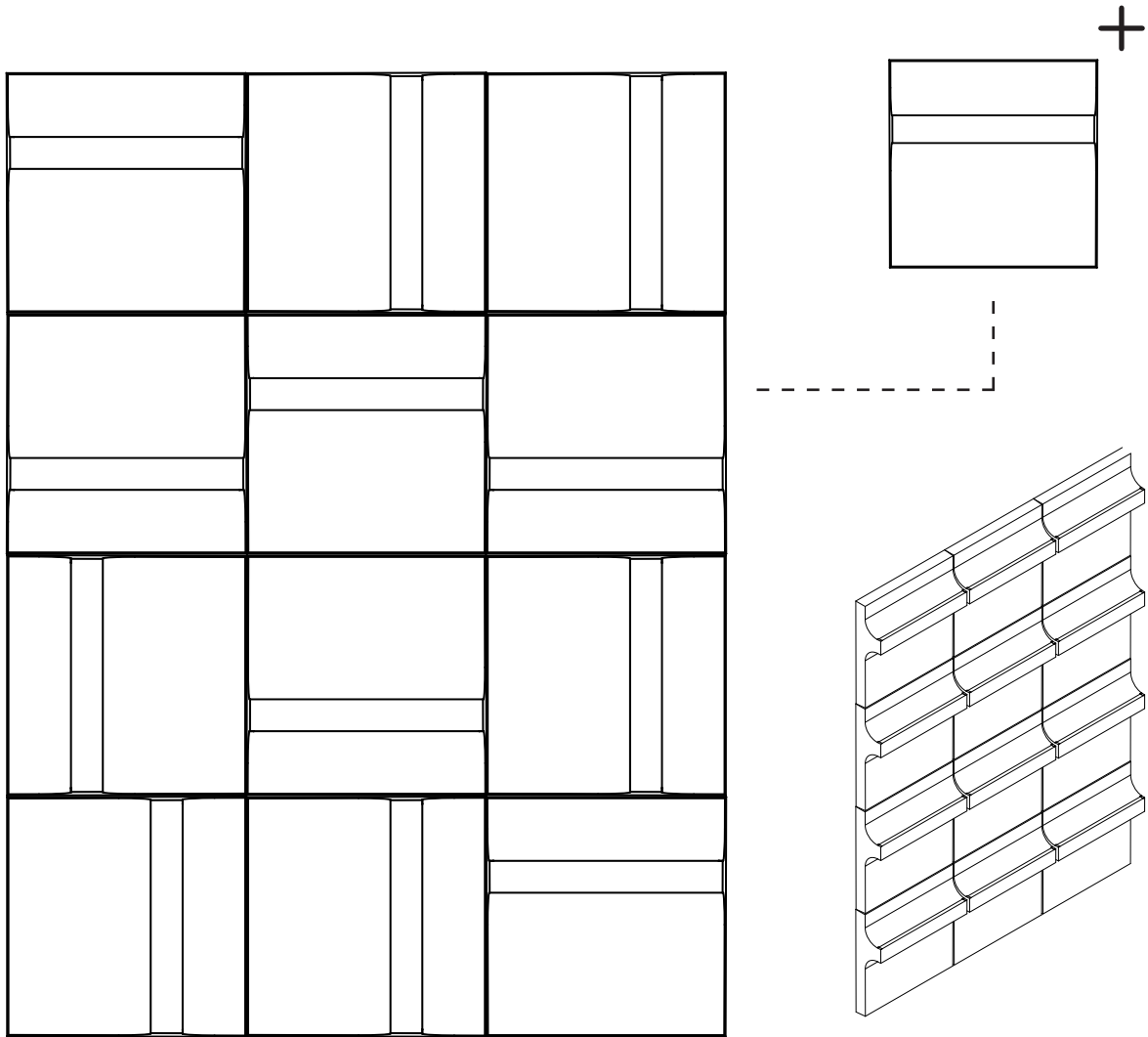
CLEANING INSTRUCTIONS

Before cleaning, lighting fixtures must be turned off and unplugged from mains electricity. Whilst cleaning please take care and use the gloves provided.

I. METAL

The metal used for our range oxidise with age and environment, both of which contribute to the evolution of a natural patina. If you favour the original bright finish of your pieces, this is easily restored by use of polishing solution - we recommend Braso or Silvo depending on the metal in question - applied with a soft, clean cloth.

Because each object is cast in small batches, slight variations will occur from one individual piece to another. Production marks may include slight pour ripples or surface pitting, which imprint every item with a unique character.



TILES INSTRUCTIONS

Minimum constructions is 12 Tiles, with possibility to add more tile where desired.
Strong mounting point is needed for hanging the Tiles.
Image above are not fixed presentation of the product, user have the freedom to assembly according to their needs.