


PSL HANDLE

I. PSL 16MM



II. PSL 35MM



OVERALL DIMENSIONS

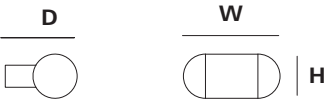
I. PSL 16MM

H 16MM x D 26MM x W 16MM  
H 0.62IN x D 1.02IN x W 0.62IN




II. PSL 35MM

H 16MM x D 26MM x W 35MM  
H 0.62IN x D 1.02IN x W 1.37IN



MATERIALS

I. METAL



WEIGHT

I. PSL 16MM

Aluminium  
(1G / 0.035oz)  
  
Brass / Bronze / Blackened Bronze  
(8G / 0.28oz)

II. PSL 35MM

Aluminium  
(19G / 0.67oz)  
  
Brass / Bronze / Blackened Bronze  
(62G / 2.18oz)

CLEANING INSTRUCTIONS

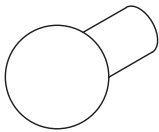
I. METAL

The metal used for our range oxidise with age and environment, both of which contribute to the evolution of a natural patina. If you favour the original bright finish of your pieces, this is easily restored by use of polishing solution - we recommend Braso or Silvo depending on the metal in question - applied with a soft, clean cloth.

Because each object is cast in small batches, slight variations will occur from one individual piece to another. Production marks may include slight pour ripples or surface pitting, which imprint every item with a unique character.

PSL HANDLE

I. PSL 16MM

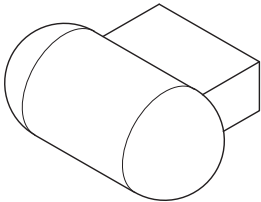


PSL 16 ISO VIEW

SINGLE FIXING HOLE  
10MM THREAD DEPTH



II. PSL 35MM



PSL 35 ISO VIEW

11.5MM APART  
10MM THREAD DEPTH

