

BLOCK SCONCE

Technical specifications



METAL



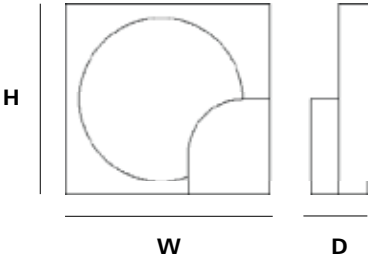
STONE

BLOCK SCONCE




OVERALL DIMENSIONS


H 345MM X W 345MM X D 110MM
H 13.58IN X W 13.58IN X D 4.33IN




MATERIALS


I. METAL


Aluminium


Bronze


Blackened


II. STONE


Calacatta

Calacatta Viola

Travertine

Black Travertine

Honey Onyx

White Alabaster

WEIGHT

Aluminium
(6,000g / 211.6oz)

Bronze/Blackened
(9,000g / 282.2oz)

Stone
(17,000g / 599.7oz)

PACKAGING

Recycled Cardboard
H 145MM x L 440MM x W 400MM

CLEANING INSTRUCTIONS

Before cleaning, lighting fixtures must be turned off and unplugged from mains electricity. Whilst cleaning please take care and use the gloves provided.

I. METAL

The metal used for our range oxidise with age and environment, both of which contribute to the evolution of a natural patina. If you favour the original bright finish of your pieces, this is easily restored by use of polishing solution - we recommend Braso or Silvo depending on the metal in question - applied with a soft, clean cloth.

Because each object is cast in small batches, slight variations will occur from one individual piece to another. Production marks may include slight pour ripples or surface pitting, which imprint every item with a unique character.

II. STONE

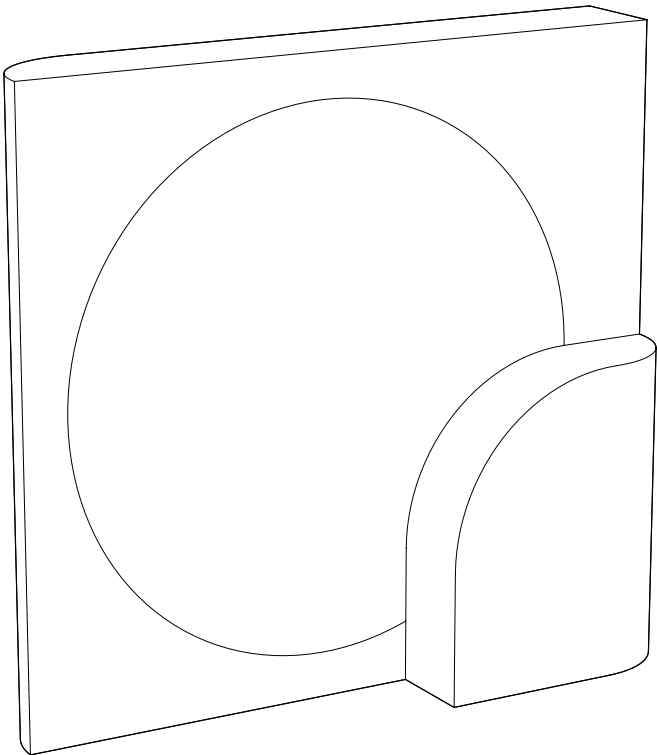
Each of our stone objects is unique, due to the variations of colour and veining that effect the inherent aesthetic appeal of natural stone.

To clean stone items, begin by removing any dust with a soft, dry cloth. A cloth dampened with warm water will usually remove superficial marks; if more effort is necessary, add a modest amount of pH-neutral detergent. Finish by wiping each piece thoroughly with a clean, dry cloth to absorb any residual moisture.

UPDATED

December 16, 2025

BLOCK SCONCE



PRODUCT SPECIFICATIONS

AU / UK / EU

LIGHTBULB TYPE
9W LED max (supplied)

FITTING DESCRIPTION
Edison Ø14MM (E14)

SUGGESTED LUMEN RATING
250LM

WATTAGE
3.3w Equiv 25w Incandescent

KELVIN RATING
2700k Warm White

VOLTAGE
220-240v / 50-60Hz

DIMMABILITY
Bulb dependant / Smart LED Bulb (not supplied)

IF THE SUPPLIED FLEXIBLE CORD IS DAMAGED, REPLACE WITH 2 CORE SHEATHED TYPE ONLY.

US / JPN

LIGHTBULB TYPE
9W LED max (not supplied)

FITTING DESCRIPTION
Edison Ø12MM (E12)

SUGGESTED LUMEN RATING
250LM

WATTAGE
3.3w Equiv 25w Incandescent

KELVIN RATING
2700k-3000k Warm White

VOLTAGE
110-120v / 60Hz AC

DIMMABILITY
Bulb dependant

IF THE SUPPLIED CORD IS DAMAGED, REPLACE WITH 2 CORE SHEATHED TYPE ONLY. HARDWIRED LAMPS MUST BE INSTALED BY A PROFESSIONAL.

HS CODE LAMPS / LIGHT FITTINGS
9405.40.8440

HS CODE CORD SETS / POWER SUPPLY
ELBZ.E465216

LISTED PARTS *

UL Lamp Holder	E3810
UL Cord	ELBZ . E465216
Canda	ELBZ . E465216